


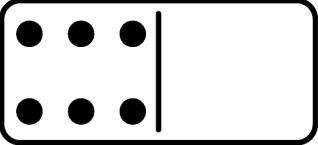
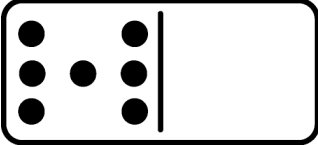


# Doubling

This activity will help your child to remember the doubles of numbers up to 10.

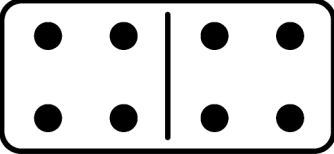
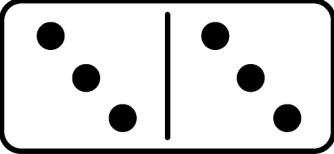

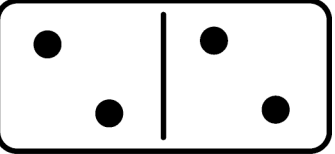
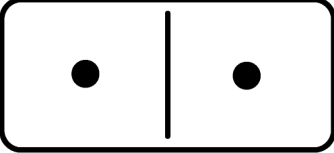
You will need the cards at the bottom of this sheet. Place them face down in two rows.

- Take turns to turn over two cards.
- If they match, you win the pair (for example  matches *double 4 is 8*).
- If they do not match, put them back in the same place.
- Play until all the pairs have been collected. The winner is the player with more pairs!

If you have time try to complete these dominoes to find the doubles.

	double 6 = <input type="text"/>		double 7 = <input type="text"/>
	double 8 = <input type="text"/>		double 9 = <input type="text"/>

Stick these onto a piece of card and then cut them out very carefully.

			
	$4 + 4 = 8$ double 4 is 8	$5 + 5 = 10$ double 5 is 10	$1 + 1 = 2$ double 1 is 2
	$3 + 3 = 6$ double 3 is 6	$2 + 2 = 4$ double 2 is 4	